Cooper Lighting Solutions Photometric Lab
1121 Highway 74 South
Peachtree City, GA 30269

Cooper Lighting Solutions Photometric Lab
1121 Highway 74 South
Peachtree City, GA 30269

Scaled data based on original data using

LM-79-2024 Approved Method: Electrical and Photometric Measurements of Solid-State Lighting Products

Test Report Prepared for

Cooper Lighting Solutions

Brand: LUMARK

Report Number: P1503384

Luminaire Tested: PRV-P-PB1A-740-U-T4RE

Issue Date: 07/22/2026

Test Information

Test Method:	LM-79-2024
Report Number:	P1503384
Test Lab:	INNOVATION CENTER(G3)
Issue Date:	7/22/2026
Manufacturer:	COOPER LIGHTING SOLUTIONS
Product Line:	LUMARK
Catalog Number:	PRV-P-PB1A-740-U-T4RE
Description:	PREVAIL PETITE DISCRETE LED 1 SQUARE AT 950MA 70CRI 4000K FIXTURE w/ TYPE IV ROADWAY ILLUMIANCE DISTRIBUTION OPTIC
Light Source:	(10) 4000K CCT, 70 CRI LEDS
Ballast/Driver:	ELECTRONIC DRIVER

Summary

Lumens per Lamp:	N/A
Luminaire Lumens:	4682.8 lumens
Efficiency:	N/A
Efficacy:	142.3 lumens/watt
Luminous Opening:	Rectangular (W 0.33' x L: 0.33' x H: 0')
IES Classification:	Type IV - Medium
BUG Rating:	B1 - U0 - G1
Input Watts (W):	32.9
Input Voltage (V):	120
Input Current (Ain):	NR
Voltage Rise (V):	NR
Power Factor:	0.97
Total Harmonic Distortion (THDi):	10.0%
Frequency (hertz):	60
Stabilization Time:	NR
Operation Time:	NR
Ambient Temperature (°C):	NR
Test Distance:	28.75 FT

Cooper Lighting Solutions Photometric Lab
1121 Highway 74 South
Peachtree City, GA 30269

Scaled Data Report

REPORT NUMBER: P1503384
CATALOG NUMBER: PRV-P-PB1A-740-U-T4RE

Iso-Footcandle Lines of Horizontal Illumination

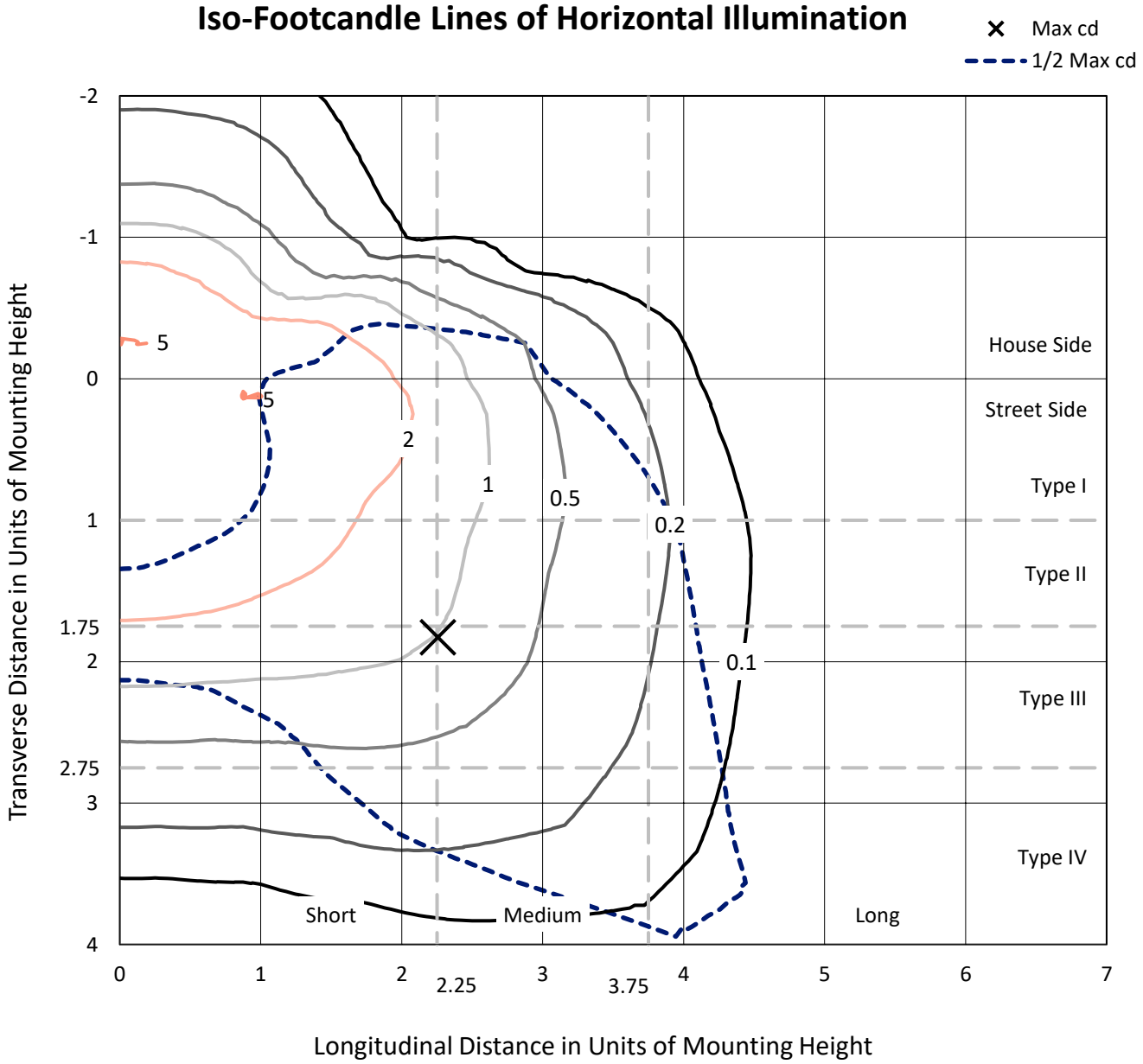

Based on 10 foot mounting height. Maximum calculated value = 5 fc
Type IV - Medium - N/A

REPORT NUMBER: P1503384
CATALOG NUMBER: PRV-P-PB1A-740-U-T4RE

Luminous Intensity Polar Plot

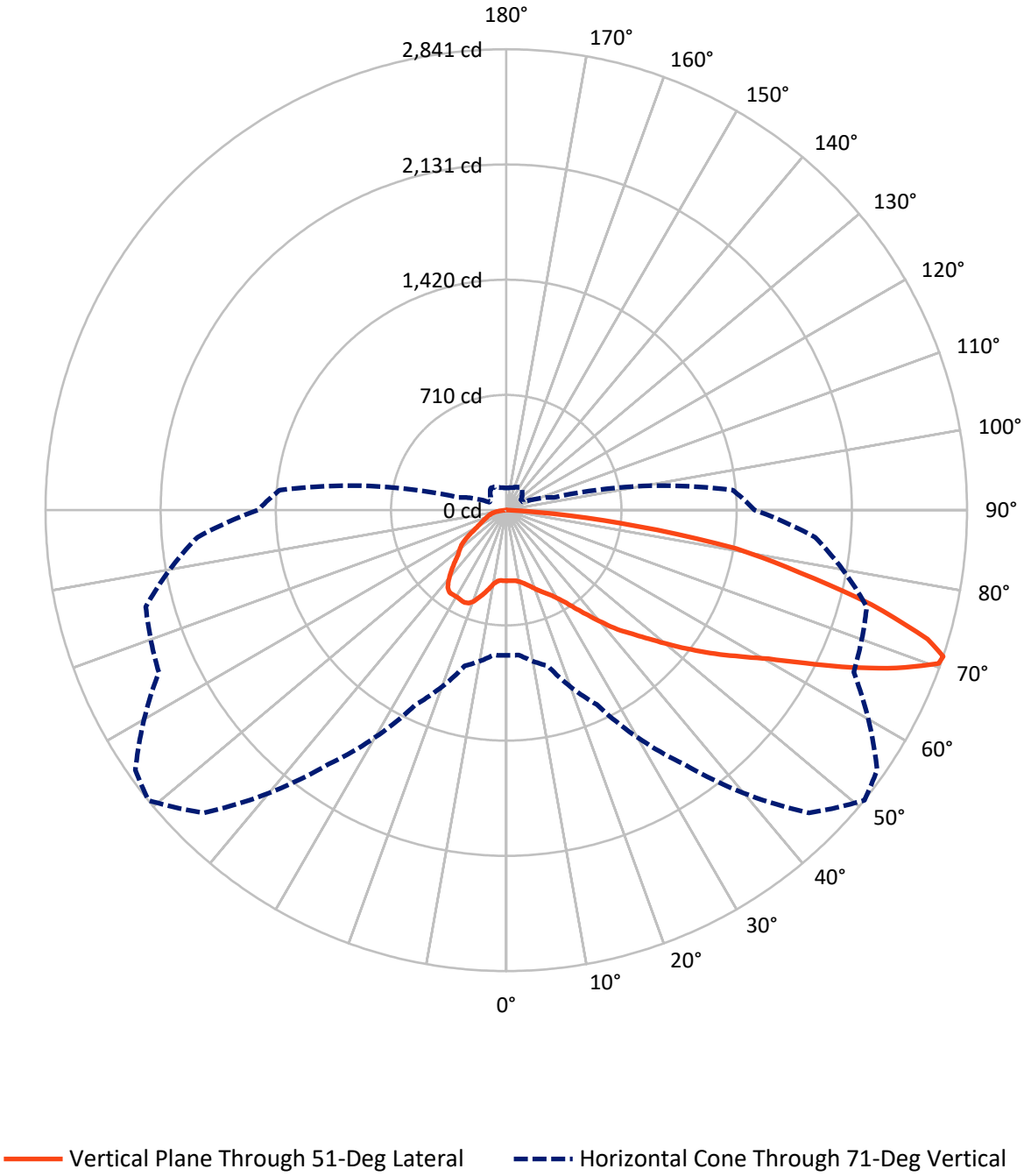

REPORT NUMBER: P1503384
CATALOG NUMBER: PRV-P-PB1A-740-U-T4RE

FLUX DISTRIBUTION:

		Downward	Upward	Total
House Side	Lumens	1229.6	0.0	1229.6
	% Fixture	26.3	0.0	26.3
Street Side	Lumens	3453.2	0.0	3453.2
	% Fixture	73.7	0.0	73.7
Total	Lumens	4682.8	0.0	4682.8
	% Fixture	100.0	0.0	100.0

ZONAL LUMENS:

Zone	Lumens	% Fixture
0°-10°	42.4	0.9
10°-20°	144.6	3.1
20°-30°	275.0	5.9
30°-40°	438.4	9.4
40°-50°	682.9	14.6
50°-60°	957.4	20.4
60°-70°	1213.3	25.9
70°-80°	825.8	17.6
80°-90°	103.0	2.2
90°-100°	0.0	0.0
100°-110°	0.0	0.0
110°-120°	0.0	0.0
120°-130°	0.0	0.0
130°-140°	0.0	0.0
140°-150°	0.0	0.0
150°-160°	0.0	0.0
160°-170°	0.0	0.0
170°-180°	0.0	0.0
0°-90°	4682.8	100.0
0°-180°	4682.8	100.0

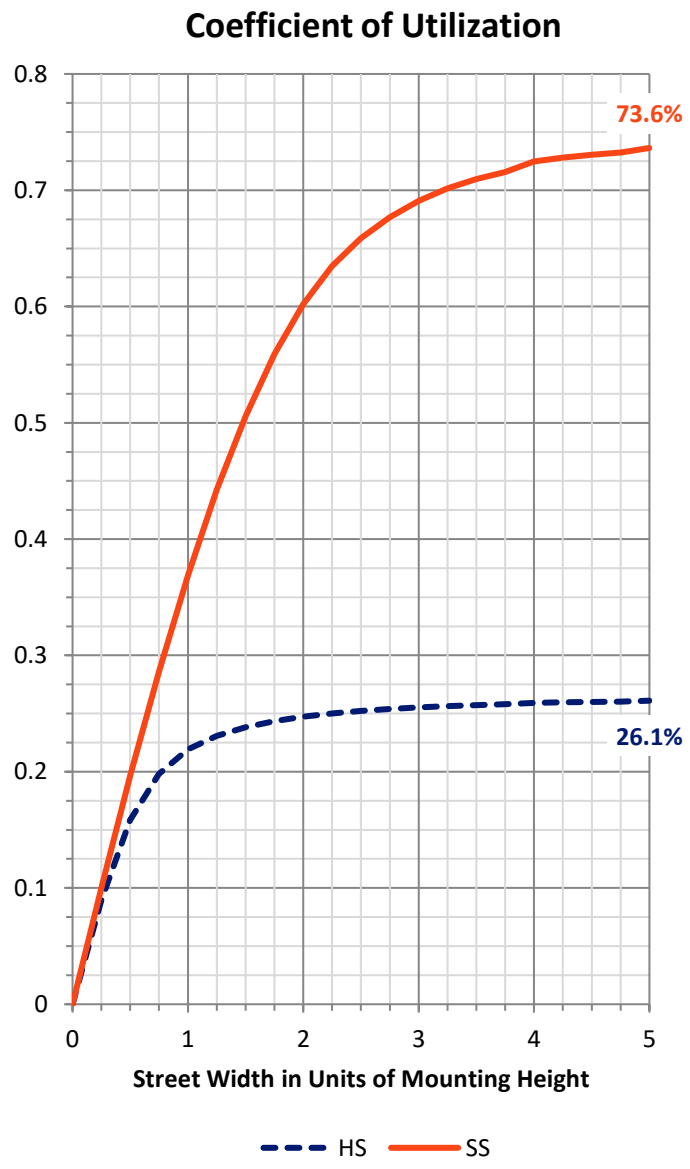

REPORT NUMBER: P1503384
CATALOG NUMBER: PRV-P-PB1A-740-U-T4RE

LUMINAIRE CLASSIFICATION SYSTEM LUMEN TABLE AND BUG RATING:

Zone		Lumens	% Fixture	Zone Rating/Lumen Limit B	U	G
FL	(0°-30°)	223.1	4.8			
FM	(30°-60°)	1427.0	30.5			
FH	(60°-80°)	1713.1	36.6			G1/1800
FVH	(80°-90°)	89.9	1.9			G1/100
BL	(0°-30°)	238.9	5.1	B1/500		
BM	(30°-60°)	651.7	13.9	B1/1000		
BH	(60°-80°)	326.0	7.0	B1/500		G1/500
BVH	(80°-90°)	13.1	0.3			G1/100
UL	(90°-100°)	0.0	0.0		U0/0	
UH	(100°-180°)	0.0	0.0		U0/0	

BUG Rating: B1-U0-G1
Type IV Medium

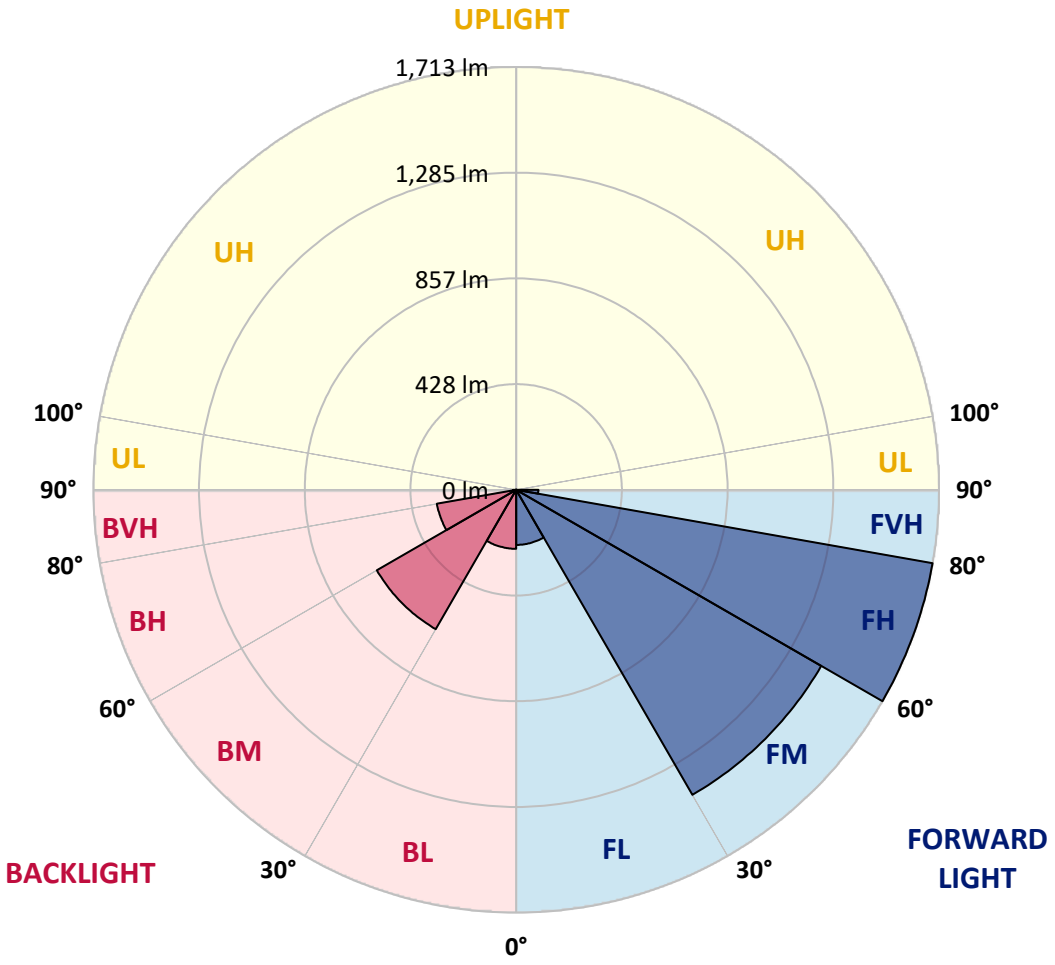

REPORT NUMBER: P1503384
CATALOG NUMBER: PRV-P-PB1A-740-U-T4RE

CANDELA DISTRIBUTION (FULL):

	0°	5°	15°	25°	35°	45°	51°	55°	65°	75°	85°
0°	436	436	436	436	436	436	*436*	436	436	436	436
2.5°	436	435	436	438	438	436	*436*	436	435	436	437
5°	439	439	439	441	440	437	*437*	437	436	436	437
7.5°	451	450	450	448	445	442	*440*	440	438	438	439
10°	471	469	466	463	458	452	*448*	446	443	442	444
12.5°	489	489	485	481	475	467	*460*	458	452	450	454
15°	504	504	502	498	493	485	*477*	474	467	463	469
17.5°	513	513	512	512	510	502	*496*	493	484	480	489
20°	524	525	525	526	526	522	*519*	516	507	504	513
22.5°	541	541	541	544	543	543	*542*	539	533	528	539
25°	562	562	561	566	567	568	*568*	567	564	556	571
27.5°	597	598	595	594	594	598	*595*	599	597	594	614
30°	645	641	638	633	631	634	*633*	634	634	634	670
32.5°	701	698	695	686	680	680	*682*	683	683	689	733
35°	774	771	770	759	746	744	*748*	750	758	777	822
37.5°	852	852	850	842	824	818	*823*	831	850	900	944
40°	954	949	943	932	905	902	*909*	919	954	1050	1124
42.5°	1057	1055	1053	1047	1002	993	*1004*	1014	1075	1211	1286
45°	1147	1154	1143	1135	1086	1073	*1088*	1107	1201	1343	1445
47.5°	1257	1252	1238	1227	1182	1167	*1184*	1213	1318	1463	1579
50°	1338	1338	1329	1330	1284	1280	*1301*	1336	1426	1590	1712
52.5°	1392	1390	1400	1415	1390	1398	*1427*	1458	1540	1696	1816
55°	1450	1451	1465	1493	1499	1518	*1563*	1591	1654	1811	1921
57.5°	1506	1509	1544	1579	1600	1651	*1701*	1727	1768	1931	2042
60°	1559	1562	1601	1689	1743	1824	*1858*	1877	1892	2084	2246
62.5°	1563	1564	1630	1778	1902	2038	*2076*	2078	2072	2333	2474
65°	1406	1410	1523	1775	2055	2298	*2336*	2315	2281	2539	2499
67.5°	1119	1149	1257	1608	2093	2541	*2597*	2576	2431	2539	2357
70°	946	958	1050	1376	1983	2656	*2829*	2786	2426	2410	2063
71°	*895*	*896*	*994*	*1322*	*1912*	*2639*	*2841*	*2792*	*2364*	*2301*	*1911*
72.5°	737	742	866	1248	1864	2533	*2716*	2679	2219	2101	1648
75°	375	385	526	956	1697	2221	*2326*	2340	1931	1691	1213
77.5°	134	139	207	514	1190	1898	*1850*	1813	1428	1142	703
80°	71	71	80	152	594	1377	*1437*	1239	823	549	304
82.5°	50	52	55	64	201	776	*816*	737	348	186	70
85°	25	25	28	31	41	228	*291*	243	93	46	26
87.5°	1	1	1	2	4	8	*10*	7	5	3	2
90°	0	0	0	0	0	0	*0*	0	0	0	0

REPORT NUMBER: P1503384
CATALOG NUMBER: PRV-P-PB1A-740-U-T4RE

CANDELA DISTRIBUTION (continued):

	90°	95°	105°	115°	125°	135°	145°	155°	165°	175°	180°
0°	436	436	436	436	436	436	436	436	436	436	436
2.5°	436	436	436	436	436	435	435	434	435	437	436
5°	436	437	436	436	435	433	432	434	436	436	437
7.5°	439	440	439	438	440	441	443	448	451	455	455
10°	445	446	447	449	455	464	473	480	486	490	487
12.5°	455	459	464	472	487	498	505	516	525	524	529
15°	474	478	489	505	521	532	544	557	563	567	567
17.5°	496	503	523	542	555	568	579	586	588	589	590
20°	521	533	562	579	593	601	600	599	595	594	597
22.5°	554	572	601	615	620	616	606	598	592	591	592
25°	593	617	643	642	631	615	604	599	594	594	596
27.5°	639	663	680	655	627	611	608	608	600	597	599
30°	693	713	707	650	615	615	614	606	590	582	583
32.5°	755	764	721	633	614	619	604	579	556	547	549
35°	831	825	724	623	623	607	568	538	516	504	502
37.5°	934	892	721	630	621	565	518	492	469	453	454
40°	1082	975	726	643	587	514	472	450	436	420	421
42.5°	1235	1080	764	645	534	466	438	430	415	399	396
45°	1361	1175	862	616	475	426	421	412	391	367	365
47.5°	1473	1246	986	555	409	406	403	386	359	331	329
50°	1560	1303	1080	488	371	389	375	347	312	285	282
52.5°	1631	1354	1133	418	346	358	330	301	280	260	258
55°	1698	1424	1167	366	309	307	282	271	260	242	238
57.5°	1788	1531	1233	352	262	251	252	251	245	231	228
60°	1961	1724	1301	326	213	211	236	239	230	214	211
62.5°	2105	1886	1186	240	180	190	220	225	209	199	196
65°	2083	1909	888	166	156	174	205	205	190	185	181
67.5°	1921	1765	619	137	135	159	190	185	171	167	165
70°	1662	1508	403	122	118	146	172	164	151	146	146
71°	*1531*	*1404*	*305*	*116*	*112*	*140*	*166*	*157*	*143*	*138*	*137*
72.5°	1333	1177	208	108	106	132	155	147	132	124	121
75°	969	809	103	92	95	120	132	128	123	106	104
77.5°	563	468	76	77	83	104	110	102	89	73	70
80°	242	190	61	63	69	82	82	72	51	34	33
82.5°	59	57	47	47	46	49	50	39	25	10	2
85°	21	22	20	19	21	19	16	7	4	2	0
87.5°	2	2	2	1	1	1	1	1	0	0	0
90°	0	0	0	0	0	0	0	0	0	0	0

Cooper Lighting Solutions Photometric Lab
1121 Highway 74 South
Peachtree City, GA 30269

LM-79-2019: Approved Method: Electrical and Photometric Measurements of Solid-State Lighting Products

Report Prepared for

Cooper Lighting Solutions

McGraw-Edison

Report Number: SP2-2501-321-1

Test Date: 04/09/2025

Luminaire Tested: GKO-PB1E-740-U-T4W

Data in this report applies to families of products including GKO-PB1E-740-U-T4W

Report Generated By FNC07603 / LDUCLS01DT447
Version: v7.04

Test Information

Test Method:	LM-79-2019
Report Number:	SP2-2501-321-1
Test Lab:	COOPER LIGHTING SOLUTIONS
Photometer:	SP2 - 165CM SPHERE
Measurement Geometry:	4π
Issue Date:	04/10/2025
Manufacturer:	COOPER LIGHTING SOLUTIONS
Product Line:	McGraw-Edison
Catalog Number:	**GKO-PB1E-740-U-T4W**
Description:	Gekko Wedge Wall Pack Fixture 1 SQ w/ T4W distribution

Spectral Parameters

CCT (K):	3916	CRI (Ra):		71.0			
CIE u':	0.2259	R1:		67.4	R9:		-37.9
CIE v':	0.5049	R2:		78.3	R10:		48.9
Duv:	0.0014	R3:		87.2	R11:		64.6
CIE x:	0.3853	R4:		69.5	R12:		40.9
CIE y:	0.3827	R5:		67.2	R13:		69.2
CIE z:	0.2321	R6:		69.3	R14:		92.7
Peak Wavelength (nm):	449	R7:		79.9	R15:		59.8
Dominant Wavelength (nm):	578	R8:		48.9			
Purity:	30.46652						

Rf:	73.5
Rg:	93.5

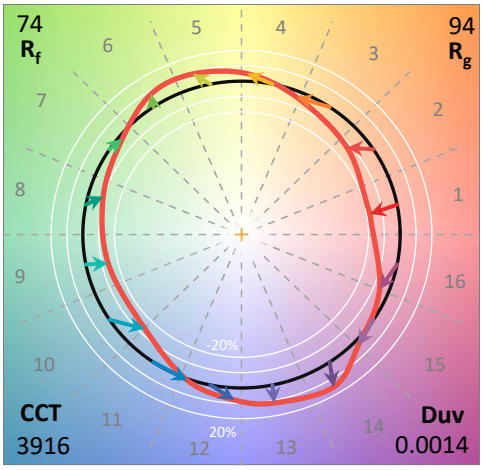

Test Conditions

Stabilization Time:	33M
Operation Time:	1H 33M
Sphere Temperature (°C):	25.0

Measurement and Test Equipment			
Instrument	Identification Number	Calibration Date	Calibration Due Date
Photometer	IN2187	1/6/2025	7/6/2025
Power Meter	INXT2011002	1/21/2025	1/21/2026
AC Power Source	IN0458	10/22/2024	10/22/2025
DC Power Source	IN0212	10/22/2024	10/22/2025
Sphere Thermometer	IN4036B	10/22/2024	10/22/2025
Room Thermometer	IN0046	10/22/2024	10/22/2025

REPORT NUMBER: SP2-2501-321-1

CIE 1931 Chromaticity Diagram

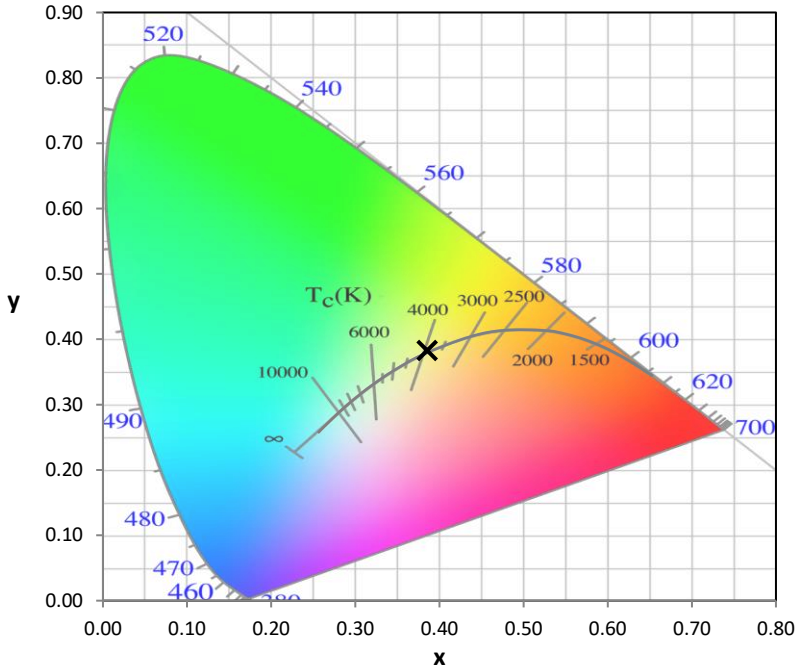

CIE 1931 Chromaticity Diagram with 2017 ANSI 7-Step and 4-Step Quadrangles

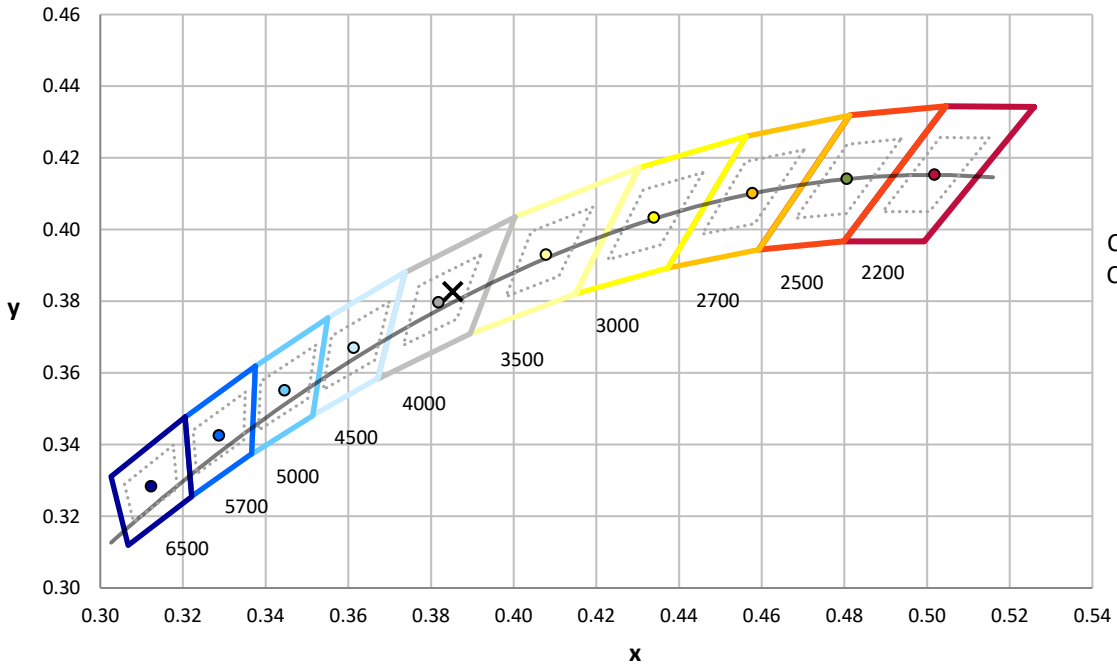

CCT = 3916K
CIE x = 0.3853
CIE y = 0.3827
Duv = 0.0014

Point lies inside the ANSI 4000K 4-step quadrangle

REPORT NUMBER: SP2-2501-321-1

Photopic Flux vs. Wavelength

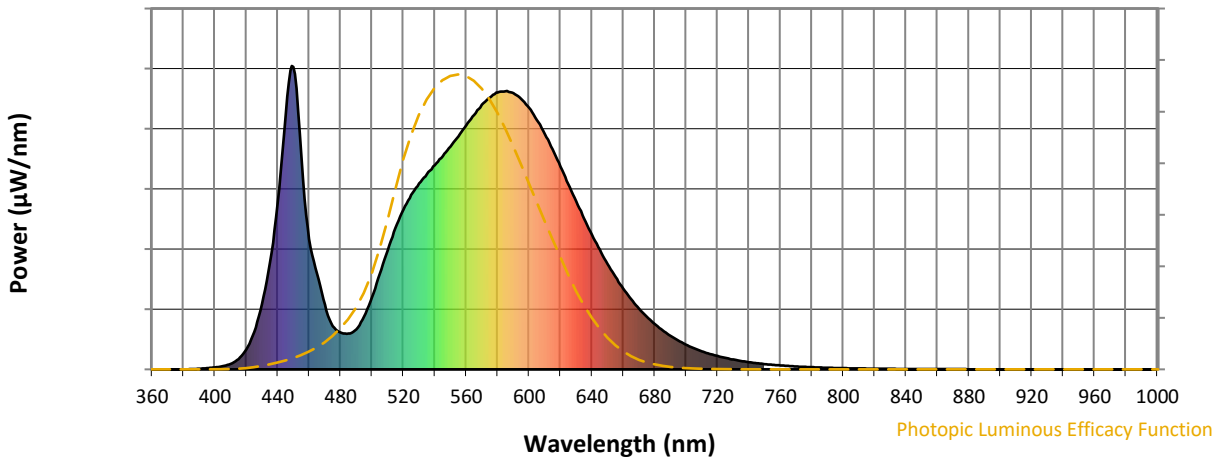

Photopic Lumens: NR

λ (nm)	Power W^/nm	Lumens (ϕ/nm)	λ (nm)	Power W^/nm	Lumens (ϕ/nm)	λ (nm)	Power W^/nm	Lumens (ϕ/nm)	λ (nm)	Power W^/nm	Lumens (ϕ/nm)	λ (nm)	Power W^/nm	Lumens (ϕ/nm)
360	0	NR	490	132	NR	620	668	NR	750	17	NR	880	1	NR
365	0	NR	495	174	NR	625	611	NR	755	15	NR	885	0	NR
370	0	NR	500	238	NR	630	554	NR	760	13	NR	890	0	NR
375	0	NR	505	314	NR	635	498	NR	765	11	NR	895	0	NR
380	0	NR	510	392	NR	640	445	NR	770	10	NR	900	0	NR
385	1	NR	515	467	NR	645	394	NR	775	8	NR	905	0	NR
390	2	NR	520	526	NR	650	347	NR	780	7	NR	910	0	NR
395	4	NR	525	575	NR	655	305	NR	785	6	NR	915	0	NR
400	6	NR	530	613	NR	660	266	NR	790	5	NR	920	0	NR
405	10	NR	535	644	NR	665	231	NR	795	5	NR	925	0	NR
410	18	NR	540	673	NR	670	200	NR	800	4	NR	930	0	NR
415	34	NR	545	703	NR	675	174	NR	805	4	NR	935	0	NR
420	66	NR	550	734	NR	680	150	NR	810	3	NR	940	0	NR
425	124	NR	555	768	NR	685	129	NR	815	3	NR	945	0	NR
430	216	NR	560	804	NR	690	111	NR	820	2	NR	950	0	NR
435	352	NR	565	838	NR	695	95	NR	825	2	NR	955	0	NR
440	548	NR	570	872	NR	700	81	NR	830	2	NR	960	0	NR
445	836	NR	575	896	NR	705	69	NR	835	2	NR	965	0	NR
450	997	NR	580	913	NR	710	60	NR	840	1	NR	970	0	NR
455	705	NR	585	917	NR	715	51	NR	845	1	NR	975	0	NR
460	429	NR	590	911	NR	720	44	NR	850	1	NR	980	0	NR
465	316	NR	595	891	NR	725	38	NR	855	1	NR	985	0	NR
470	213	NR	600	862	NR	730	32	NR	860	1	NR	990	0	NR
475	143	NR	605	822	NR	735	28	NR	865	1	NR	995	0	NR
480	121	NR	610	776	NR	740	24	NR	870	1	NR	1000	0	NR
485	118	NR	615	725	NR	745	20	NR	875	1	NR			

REPORT NUMBER: SP2-2501-321-1

Scotopic Flux vs. Wavelength

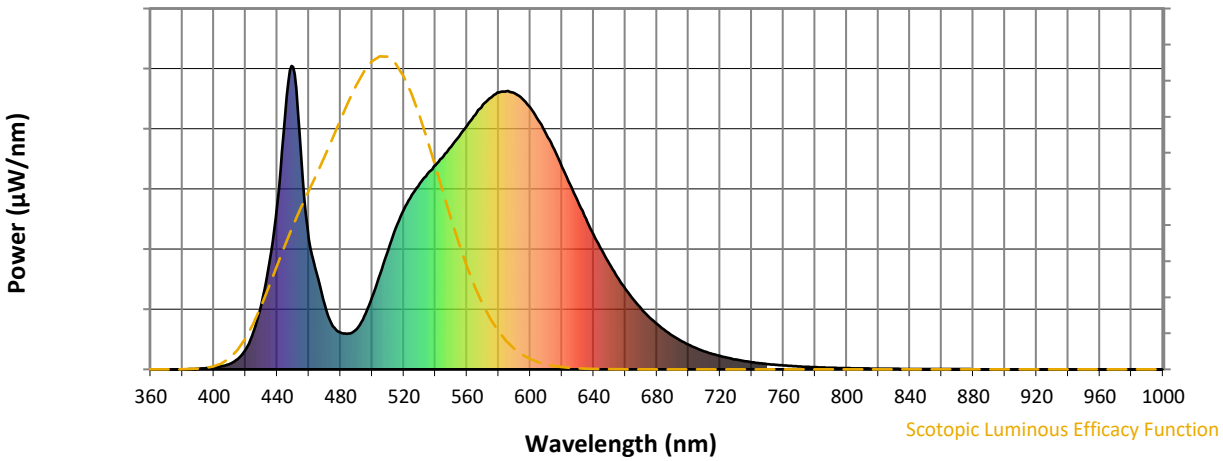

Scotopic Lumens: NR **S/P: 1.49**

λ (nm)	Power W^/nm	Lumens (ϕ/nm)	λ (nm)	Power W^/nm	Lumens (ϕ/nm)	λ (nm)	Power W^/nm	Lumens (ϕ/nm)	λ (nm)	Power W^/nm	Lumens (ϕ/nm)	λ (nm)	Power W^/nm	Lumens (ϕ/nm)
360	0	NR	490	132	NR	620	668	NR	750	17	NR	880	1	NR
365	0	NR	495	174	NR	625	611	NR	755	15	NR	885	0	NR
370	0	NR	500	238	NR	630	554	NR	760	13	NR	890	0	NR
375	0	NR	505	314	NR	635	498	NR	765	11	NR	895	0	NR
380	0	NR	510	392	NR	640	445	NR	770	10	NR	900	0	NR
385	1	NR	515	467	NR	645	394	NR	775	8	NR	905	0	NR
390	2	NR	520	526	NR	650	347	NR	780	7	NR	910	0	NR
395	4	NR	525	575	NR	655	305	NR	785	6	NR	915	0	NR
400	6	NR	530	613	NR	660	266	NR	790	5	NR	920	0	NR
405	10	NR	535	644	NR	665	231	NR	795	5	NR	925	0	NR
410	18	NR	540	673	NR	670	200	NR	800	4	NR	930	0	NR
415	34	NR	545	703	NR	675	174	NR	805	4	NR	935	0	NR
420	66	NR	550	734	NR	680	150	NR	810	3	NR	940	0	NR
425	124	NR	555	768	NR	685	129	NR	815	3	NR	945	0	NR
430	216	NR	560	804	NR	690	111	NR	820	2	NR	950	0	NR
435	352	NR	565	838	NR	695	95	NR	825	2	NR	955	0	NR
440	548	NR	570	872	NR	700	81	NR	830	2	NR	960	0	NR
445	836	NR	575	896	NR	705	69	NR	835	2	NR	965	0	NR
450	997	NR	580	913	NR	710	60	NR	840	1	NR	970	0	NR
455	705	NR	585	917	NR	715	51	NR	845	1	NR	975	0	NR
460	429	NR	590	911	NR	720	44	NR	850	1	NR	980	0	NR
465	316	NR	595	891	NR	725	38	NR	855	1	NR	985	0	NR
470	213	NR	600	862	NR	730	32	NR	860	1	NR	990	0	NR
475	143	NR	605	822	NR	735	28	NR	865	1	NR	995	0	NR
480	121	NR	610	776	NR	740	24	NR	870	1	NR	1000	0	NR
485	118	NR	615	725	NR	745	20	NR	875	1	NR			

REPORT NUMBER: SP2-2501-321-1

Melanopic Flux vs. Wavelength

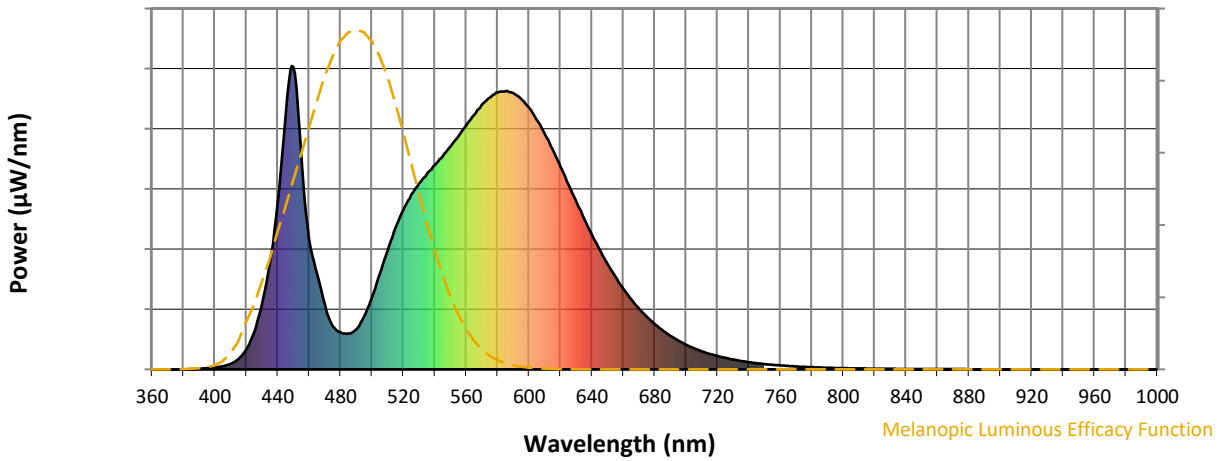

Melanopic Lumens: NR **M/P: 2.88**

λ (nm)	Power W^/nm	Lumens (ϕ/nm)	λ (nm)	Power W^/nm	Lumens (ϕ/nm)	λ (nm)	Power W^/nm	Lumens (ϕ/nm)	λ (nm)	Power W^/nm	Lumens (ϕ/nm)	λ (nm)	Power W^/nm	Lumens (ϕ/nm)
360	0	NR	490	132	NR	620	668	NR	750	17	NR	880	1	NR
365	0	NR	495	174	NR	625	611	NR	755	15	NR	885	0	NR
370	0	NR	500	238	NR	630	554	NR	760	13	NR	890	0	NR
375	0	NR	505	314	NR	635	498	NR	765	11	NR	895	0	NR
380	0	NR	510	392	NR	640	445	NR	770	10	NR	900	0	NR
385	1	NR	515	467	NR	645	394	NR	775	8	NR	905	0	NR
390	2	NR	520	526	NR	650	347	NR	780	7	NR	910	0	NR
395	4	NR	525	575	NR	655	305	NR	785	6	NR	915	0	NR
400	6	NR	530	613	NR	660	266	NR	790	5	NR	920	0	NR
405	10	NR	535	644	NR	665	231	NR	795	5	NR	925	0	NR
410	18	NR	540	673	NR	670	200	NR	800	4	NR	930	0	NR
415	34	NR	545	703	NR	675	174	NR	805	4	NR	935	0	NR
420	66	NR	550	734	NR	680	150	NR	810	3	NR	940	0	NR
425	124	NR	555	768	NR	685	129	NR	815	3	NR	945	0	NR
430	216	NR	560	804	NR	690	111	NR	820	2	NR	950	0	NR
435	352	NR	565	838	NR	695	95	NR	825	2	NR	955	0	NR
440	548	NR	570	872	NR	700	81	NR	830	2	NR	960	0	NR
445	836	NR	575	896	NR	705	69	NR	835	2	NR	965	0	NR
450	997	NR	580	913	NR	710	60	NR	840	1	NR	970	0	NR
455	705	NR	585	917	NR	715	51	NR	845	1	NR	975	0	NR
460	429	NR	590	911	NR	720	44	NR	850	1	NR	980	0	NR
465	316	NR	595	891	NR	725	38	NR	855	1	NR	985	0	NR
470	213	NR	600	862	NR	730	32	NR	860	1	NR	990	0	NR
475	143	NR	605	822	NR	735	28	NR	865	1	NR	995	0	NR
480	121	NR	610	776	NR	740	24	NR	870	1	NR	1000	0	NR
485	118	NR	615	725	NR	745	20	NR	875	1	NR			

REPORT NUMBER: SP2-2501-321-1

TM-30-18

Summary

R_f = 73.5
R_g = 93.5
CIE R_a = 71.0
R_9 = -37.9

Spectral Power Distribution Comparison

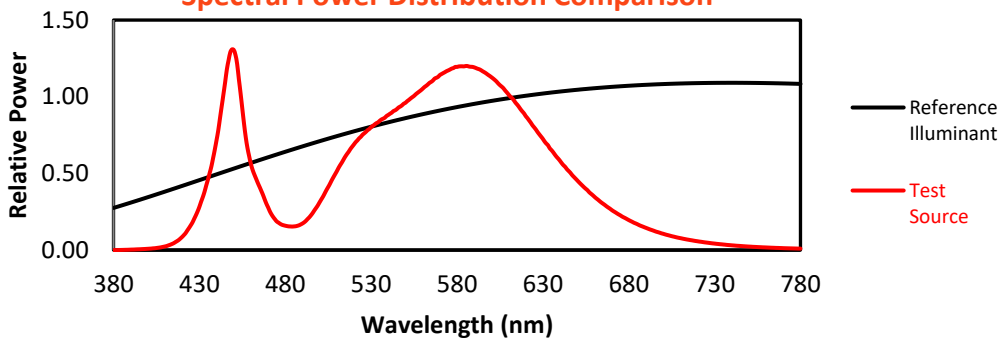

Color Vector Graphics

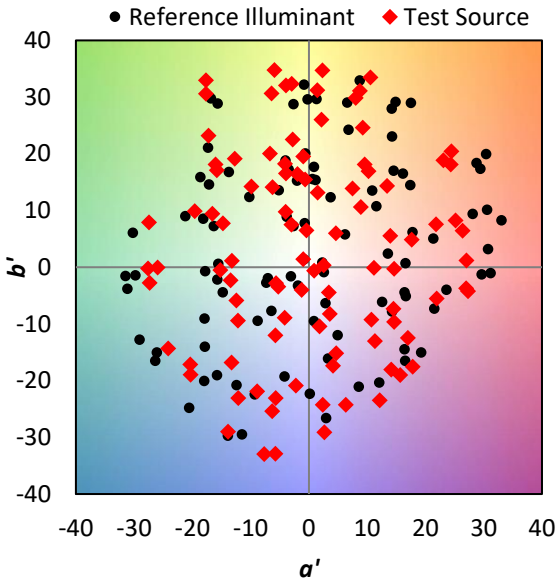

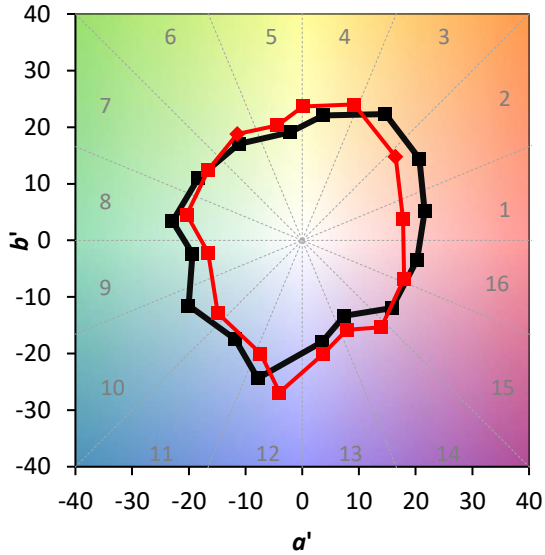

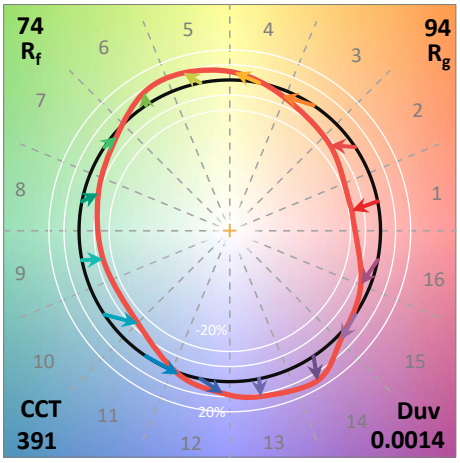

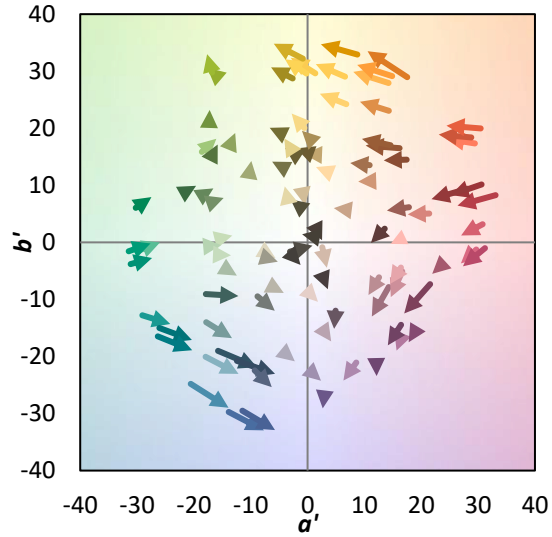

Individual Sample Fidelity Index ($R_{f,i}$)

CES01 = 85	CES26 = 62	CES51 = 88	CES76 = 51
CES02 = 61	CES27 = 88	CES52 = 87	CES77 = 70
CES03 = 30	CES28 = 81	CES53 = 77	CES78 = 54
CES04 = 70	CES29 = 66	CES54 = 84	CES79 = 81
CES05 = 47	CES30 = 82	CES55 = 83	CES80 = 79
CES06 = 50	CES31 = 69	CES56 = 73	CES81 = 77
CES07 = 40	CES32 = 61	CES57 = 72	CES82 = 91
CES08 = 39	CES33 = 77	CES58 = 73	CES83 = 90
CES09 = 29	CES34 = 70	CES59 = 85	CES84 = 86
CES10 = 74	CES35 = 84	CES60 = 89	CES85 = 77
CES11 = 57	CES36 = 91	CES61 = 81	CES86 = 71
CES12 = 63	CES37 = 79	CES62 = 85	CES87 = 76
CES13 = 42	CES38 = 92	CES63 = 72	CES88 = 80
CES14 = 74	CES39 = 96	CES64 = 64	CES89 = 70
CES15 = 71	CES40 = 91	CES65 = 61	CES90 = 79
CES16 = 46	CES41 = 93	CES66 = 57	CES91 = 75
CES17 = 49	CES42 = 81	CES67 = 54	CES92 = 58
CES18 = 56	CES43 = 77	CES68 = 63	CES93 = 75
CES19 = 72	CES44 = 99	CES69 = 73	CES94 = 52
CES20 = 65	CES45 = 85	CES70 = 56	CES95 = 65
CES21 = 86	CES46 = 83	CES71 = 49	CES96 = 76
CES22 = 78	CES47 = 86	CES72 = 83	CES97 = 84
CES23 = 92	CES48 = 77	CES73 = 46	CES98 = 75
CES24 = 91	CES49 = 81	CES74 = 93	CES99 = 62
CES25 = 72	CES50 = 87	CES75 = 52	

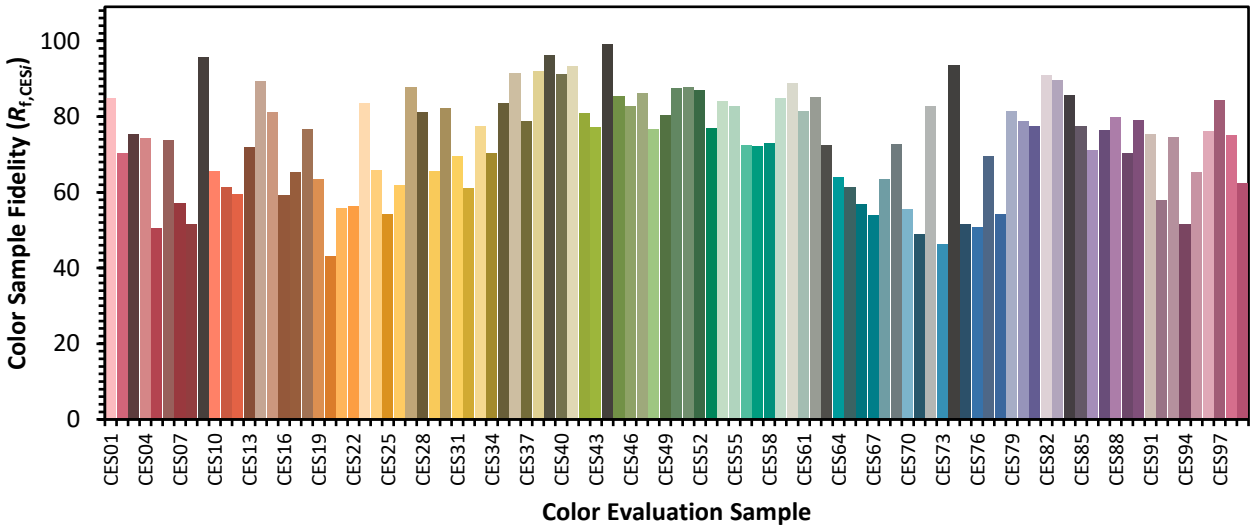

Color Rendition by Hue-Angle Bin

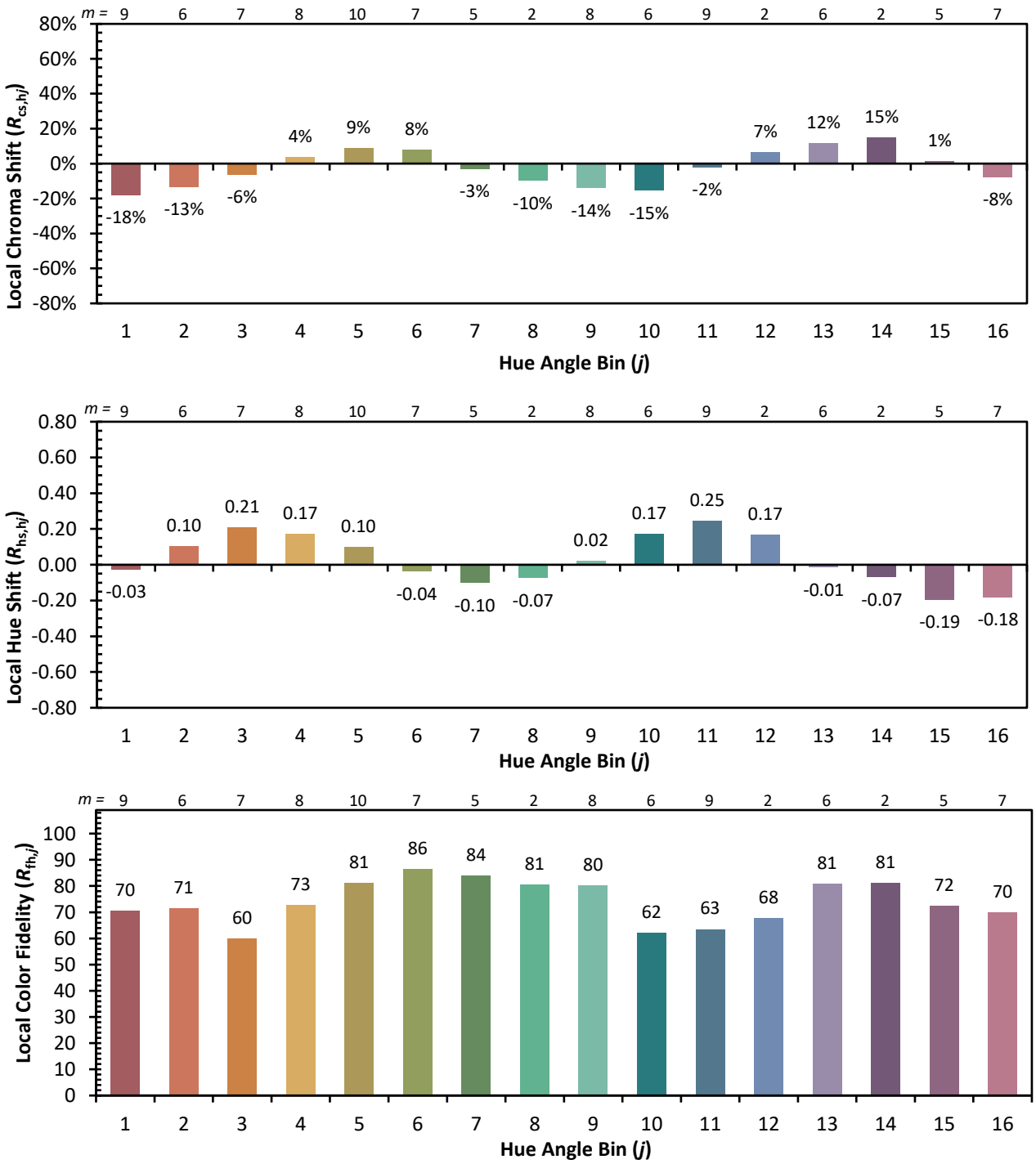

Measure Comparisons

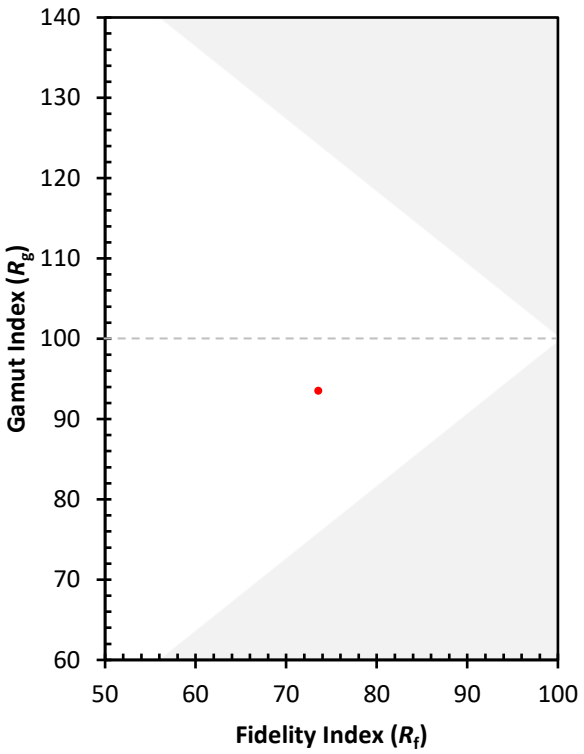

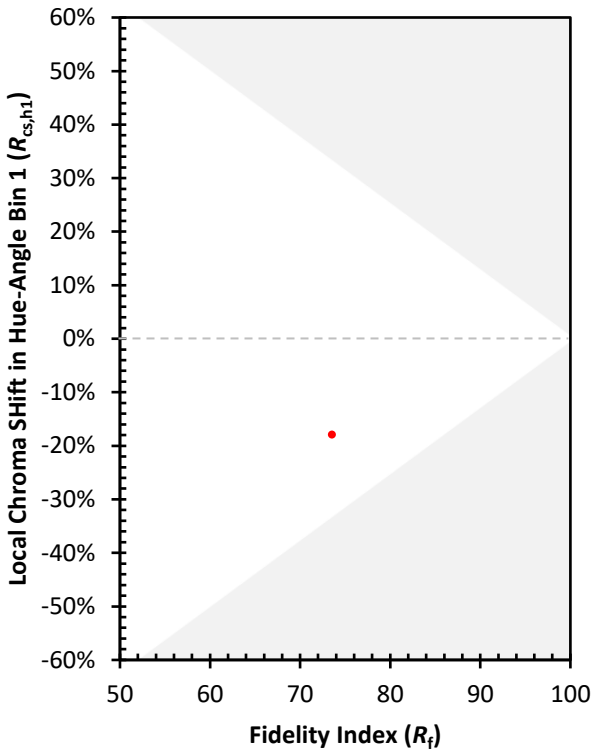

(END OF REPORT)